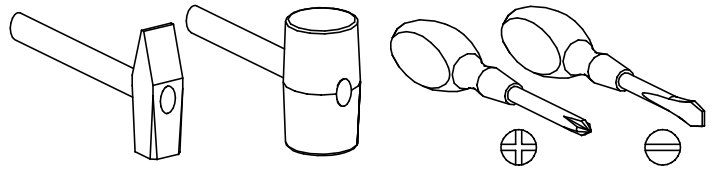
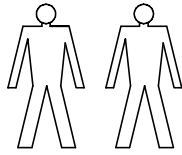
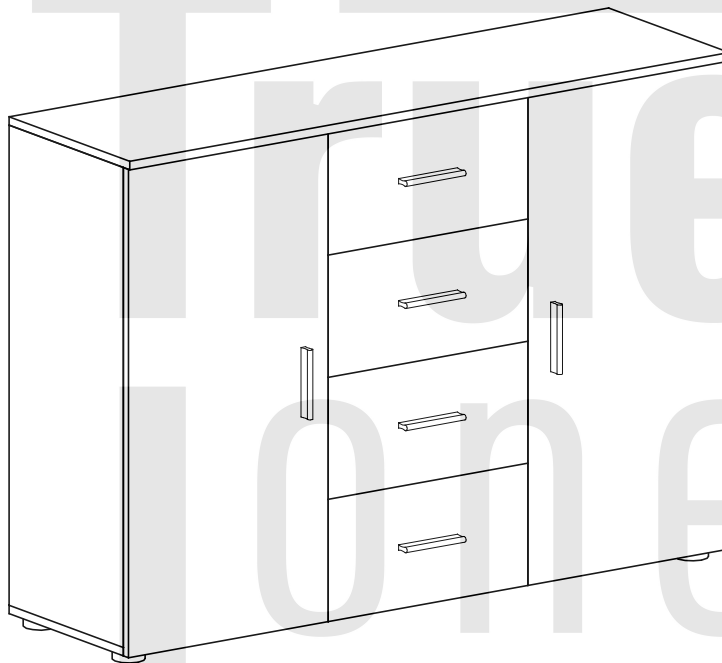


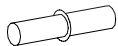

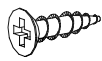
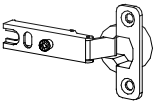
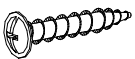
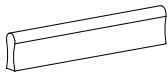




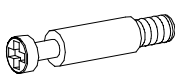
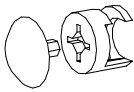
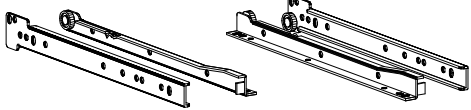



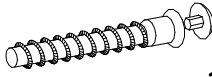

PRZED ROZPOCZĘCIEM MONTAŻU ZAPOZNAĆ SIĘ Z INSTRUKCJĄ

Narzędzia niezbędne do montażu (nie dostarczane przez producenta)



Komoda UNI



	R  x8	M  x15	G  4 x 13 x8	D  x4
J  4 x 30 x12	E  x6	N  3 x 16 x32	Y  4 x 30 x6	C  x4
F  x30	U  x16	W  x16	H  x4	
K  x6	L  5 x 13 x16	B  x32	A  x16	Z  x1